

Hardware Hawaii

Not all
Doors are
Created
Equal.

HAWAII CONSTRUCTED

Hollow-Core Flush Slabs

Big Box



Hollow Core
Mainland Door

Hardware Hawaii



Hollow Core Hawaiian Door

- Top and Bottom 2 1/2" Wood
Allows more height trimming
- Sides are solid wood not finger
joint — Less Warping
- 75% Denser Honeycomb Core
Gives a stronger feel
and flatter door

Lauan

1/6 x 6/8 x 1-3/8
2/0 x 6/8 x 1-3/8
2/4 x 6/8 x 1-3/8
2/6 x 6/8 x 1-3/8
2/8 x 6/8 x 1-3/8
2/10 x 6/8 x 1-3/8
3/0 x 6/8 x 1-3/8
4/0 x 6/8 x 1-3/8

2/8 x 6/8 x 1-3/4
3/0 x 6/8 x 1-3/4
3/0 x 7/0 x 1-3/4

2/0 x 6/6 x 1-3/8
2/4 x 6/6 x 1-3/8
2/6 x 6/6 x 1-3/8
2/8 x 6/6 x 1-3/8
3/0 x 6/6 x 1-3/8

Birch

2/0 x 6/8 x 1-3/8
2/4 x 6/8 x 1-3/8
2/6 x 6/8 x 1-3/8
2/8 x 6/8 x 1-3/8
3/0 x 6/8 x 1-3/8

Prehung Doors

Bostonian

2/0 x 6/8 x 1-3/8 6 PANEL TEX
2/4 x 6/8 x 1-3/8 6 PANEL TEX
2/6 x 6/8 x 1-3/8 6 PANEL TEX
2/8 x 6/8 x 1-3/8 6 PANEL TEX
3/0 x 6/8 x 1-3/8 6 PANEL TEX

Birch

2/0 x 6/8 x 1-3/8 HC BIRCH
2/4 x 6/8 x 1-3/8 HC BIRCH
2/6 x 6/8 x 1-3/8 HC BIRCH
2/8 x 6/8 x 1-3/8 HC BIRCH
3/0 x 6/8 x 1-3/8 HC BIRCH

Lauan

2/0 x 6/8 x 1-3/8 HC LAUAN
2/4 x 6/8 x 1-3/8 HC LAUAN
2/6 x 6/8 x 1-3/8 HC LAUAN
2/8 x 6/8 x 1-3/8 HC LAUAN
3/0 x 6/8 x 1-3/8 HC LAUAN

Birch

2/6 x 6/8 x 1-3/8 SC BIRCH
2/8 x 6/8 x 1-3/8 SC BIRCH
3/0 x 6/8 x 1-3/8 SC BIRCH

Lauan

2/0 x 6/8 x 1-3/8 SC LAUAN
2/4 x 6/8 x 1-3/8 SC LAUAN
2/6 x 6/8 x 1-3/8 SC LAUAN
2/8 x 6/8 x 1-3/8 SC LAUAN
3/0 x 6/8 x 1-3/8 SC LAUAN

Birch

2/6 x 6/8 x 1-3/4 SC BIRCH
2/8 x 6/8 x 1-3/4 SC BIRCH
3/0 x 6/8 x 1-3/4 SC BIRCH

Lauan


2/0 x 6/8 x 1-3/4 SC LAUAN
2/4 x 6/8 x 1-3/4 SC LAUAN
2/6 x 6/8 x 1-3/4 SC LAUAN
2/8 x 6/8 x 1-3/4 SC LAUAN
3/0 x 6/8 x 1-3/4 SC LAUAN

Fiberglass

2/6 x 6/7 x 1-3/4 FG S/W
2/8 x 6/7 x 1-3/4 FG 6 PANEL
2/8 x 6/7 x 1-3/4 FG FLUSH DR
2/8 x 6/7 x 1-3/4 FG 1 PANEL S/W
2/8 x 6/7 x 1-3/4 FG 2 PANEL S/W
3/0 x 6/7 x 1-3/4 FG 6 PANEL
3/0 x 6/7 x 1-3/4 FG FLUSH DR
3/0 x 6/7 x 1-3/4 FG 1 PANEL LS/W
3/0 x 6/7 x 1-3/4 FG 2 PANEL S/W
3/0 x 6/7 x 1-3/4 FG 5 LITE 4 PANEL*

*This is the only prehung that will be installed with 2 prebored holes

Fiberglass Doors Slabs




FG FLUSH PANEL S/P
2/8 x 6/7 x 1-3/4
3/0 x 6/7 x 1-3/4



FG 6 PANEL SMOOTH
28FGB 2/8 x 6/7 x 1-3/4
30FGB 3/0 x 6/7 x 1-3/4



FG w/ 5LITE 4 PANL
3/0 x 6/7 x 1-3/4



FG w/ S/W
2/6 x 6/7 x 1-3/4



FG w/1 PNL S/W
2/8 x 6/7 x 1-3/4
3/0 x 6/7 x 1-3/4



FG w/2 PNL S/W
2/8 x 6/7 x 1-3/4
3/0 x 6/7 x 1-3/4

Wood Entry Door Slabs

All Hem-fir wood entry doors are 3/0 x 6/8 x 1-3/4



302010DR



302020DR



302044DR



302130PL



302132DR



302144DR

French Door Slabs



1-Lite
2/6 x 6/8 x 1-3/4
2/8 x 6/8 x 1-3/4
3/0 x 6/8 x 1-3/4



9-Lite (3 x 3)
3/0 x 6/8 x 1-3/4



10-Lite (2 x 5)
2/6 x 6/8 x 1-3/4
2/8 x 6/8 x 1-3/4
3/0 x 6/8 x 1-3/4



12-Lite (3 x 4)
3/0 x 6/8 x 1-3/4



15-Lite (3 x 5)
2/6 x 6/8 x 1-3/4
2/8 x 6/8 x 1-3/4
3/0 x 6/8 x 1-3/4

Solid-Core Flush Slabs

Lauan

2/0 x 6/8 x 1-3/8
2/4 x 6/8 x 1-3/8
2/6 x 6/8 x 1-3/8
2/8 x 6/8 x 1-3/8
3/0 x 6/8 x 1-3/8

2/0 x 6/8 x 1-3/4
2/4 x 6/8 x 1-3/4
2/6 x 6/8 x 1-3/4
2/8 x 6/8 x 1-3/4
3/0 x 6/8 x 1-3/4
3/0 x 7/0 x 1-3/4



Birch

2/0 x 6/8 x 1-3/8
2/4 x 6/8 x 1-3/8
2/6 x 6/8 x 1-3/8
2/8 x 6/8 x 1-3/8
3/0 x 6/8 x 1-3/8

2/6 x 6/8 x 1-3/4
2/8 x 6/8 x 1-3/4
3/0 x 6/8 x 1-3/4
3/0 x 7/0 x 1-3/4



Structural Composite Lumber Core Slabs

Lauan

2/6 x 6/8 x 1-3/4
2/8 x 6/8 x 1-3/4
3/0 x 6/8 x 1-3/4
3/0 x 7/0 x 1-3/4

Birch

3/0 x 6/8 x 1-3/4
3/0 x 7/0 x 1-3/4

Hollow-Core Panel Slabs

Bostonian Primed

2/0 x 6/8 x 1-3/8
 2/4 x 6/8 x 1-3/8
 2/6 x 6/8 x 1-3/8
 2/8 x 6/8 x 1-3/8
 3/0 x 6/8 x 1-3/8



Interior Doors Slabs

Preprimed

2/6 x 6/8 x 1-3/8
 2/8 x 6/8 x 1-3/8
 3/0 x 6/8 x 1-3/8



2-Panel

5-Panel

Sliding Patio Screen Doors


Sliding Patio Screen (Aluminum)

30 x 80 Satin Anodized, Bronze, White
 36 x 80 Satin Anodized, Bronze, White
 48 x 80 Satin Anodized, Bronze, White
 48 x 96 Bronze, White

Screen Door Grills

Available in 30", 36", 48" and 60"
 Available colors of White, Bronze and Anodized

Security Screen Doors




Kanunu (Aluminum)

2/6 x 6/8 White, Bronze
 2/8 x 6/8 White, Bronze
 3/0 x 6/8 White, Bronze
 3/0 x 8/0 Bronze



Regal (Steel)

2/6 x 6/8 White, Black
 2/8 x 6/8 White, Black
 3/0 x 6/8 White, Black



WoodGuard (Steel with Pine Panel Insert)

3/0 x 6/8 Black



DEL SOL (Steel)

3/0 x 6/8 White

Wood Screen Doors



T-Bar


2/8 x 6/8 x 1-1/8
 3/0 x 6/8 x 1-1/8



Five-Bar


2/8 x 6/8 x 1-1/8
 3/0 x 6/8 x 1-1/8

Aluminum Screen Doors




Punahale (Heavy-Duty)

2/6 x 6/8 Anodized, Bronze, White
 2/8 x 6/8 Anodized, Bronze, White
 3/0 x 6/8 Anodized, Bronze, White
 3/0 x 6/8 White with Black Grill




Nohea (Heavy-Duty)

2/6 x 6/8 Bronze, White
 2/8 x 6/8 Bronze, White
 3/0 x 6/8 Anodized, Bronze, White
 3/0 x 8/0 Bronze, White



Riviera

2/6 x 6/8 Bronze, White
 2/8 x 6/8 Bronze, White
 3/0 x 6/8 Anodized, Bronze, White
 3/0 x 7/0 Bronze, White



Colonial

3/0 x 6/8 White

Wood Louver Door Slabs & Bifolds

1 Full Louver Bi-Fold Unfinished or Primed

2/0 x 6/7 x 1-1/8
 2/6 x 6/7 x 1-1/8
 3/0 x 6/7 x 1-1/8
 4/0 x 6/7 x 1-1/8
 5/0 x 6/7 x 1-1/8
 6/0 x 6/7 x 1-1/8

2 6-Panel Colonial Bi-Fold - Primed

2/0 x 6/7 x 1-3/8
 2/6 x 6/7 x 1-3/8
 3/0 x 6/7 x 1-3/8

3 Mahogany Flush Bi-Fold - Unfinished

2/0 x 6/7 x 1-3/8
 2/6 x 6/7 x 1-3/8
 3/0 x 6/7 x 1-3/8

4 Full-Louver Slab Unfinished or Primed

1/6 x 6/7 x 1-3/8*
 2/0 x 6/7 x 1-3/8
 2/4 x 6/7 x 1-3/8
 2/6 x 6/7 x 1-3/8
 2/8 x 6/7 x 1-3/8
 3/0 x 6/7 x 1-3/8

*Unfinished only



Vinyl Patio Doors & Windows

Sliding Vinyl Patio Doors

60 x 80 XO, OX 96 x 96 XO, OX
 72 x 80 XO, OX 120 x 80 OXXO
 96 x 80 XO, OX

Sliding Vinyl Windows

24 x 24 XO	48 x 12 XO	60 x 36 XO	24 x 24 XO
24 x 36 XO	48 x 18 XO	60 x 48 XO	36 x 12 XO
36 x 12 XO	48 x 24 XO	72 x 36 XO	36 x 24 XO
36 x 24 XO	48 x 36 XO	72 x 48 XO	36 x 36 XO
36 x 30 XO	48 x 48 XO	96 x 36 XO	48 x 12 XO
36 x 36 XO		96 x 48 XO	48 x 18 XO
36 x 48 XO			

Sliding Windows with Tempered glass

48 x 48 XO
 72 x 48 XO
 96 x 48 XO

Sliding Windows with Obscure glass

24 x 24 XO
 36 x 12 XO
 36 x 24 XO
 36 x 36 XO
 48 x 12 XO
 48 x 18 XO

Single Hung Windows

24 x 36
 24 x 48
 30 x 36
 30 x 42
 30 x 48



Jalousie

"The largest selection of aluminum and vinyl jalousie strip hardware in the state"

Breezwa Strip Hardware

White Vinyl
 All sizes of 4" and 6"



Anodized Aluminum 4"

Barn Doors

We carry a line of Barn Door Kits that will add character to your bedroom, living room or bathroom. A barn door kit includes everything needed to assemble a barn door including track and hardware.

We also carry Barn Door Track Kits, rollers and joiner plates for double Barn Door assemblies.

A 8115859
 36" x 84" x 1-3/8" Prefinished Bright White, 3-Lite Barn Door

B 8115867
 36" x 84" x 1-3/8" Prefinished Gunstock, Double X Design Barn Door

C 8115834
 36" x 84" x 1-3/8" Prefinished Pine, Barn Door

D 8115842
 36" x 84" x 1-3/8" Prefinished Iron Age, Z Design Barn Door



Understanding Doors and Windows Terminology

Measurement examples:

2/6 x 6/8 x 1-3/4 equals 30" x 80" x 1-3/4"
 3/0 x 7/0 x 1-3/4 equals 36" x 84" x 1-3/4"

- HC** = Hollow Core
- SC** = Solid Core
- SCLC** = Structural Composite Lumber Core
- TEX** = Textured
- FG** = Fiberglass
- LITE** = Glass
- SW** = Sliding Window

- All Wood Entry and French Doors are made of HEMFIR
- All 1-3/4" Flush Solid Core Doors Have a 20 Minute Fire Rating
- All Prehung Fiberglass Doors are Constructed as Inswing Only
- All Prehung Interior Doors are Constructed as Inswing or Outswing

Window Terminology

- XO** References a Window/Door Sliding Left To Right from the Inside
- OX** References a Window/Door Sliding Right To Left From The Inside
- O** Represents the Window Panel that does NOT Move Or Slide

Left Hand or Right Hand Pre-Hung Door?

Face the door on the side you can see the knuckle of the hinge — if the knuckle is on the right, it's a LEFT HAND DOOR.